

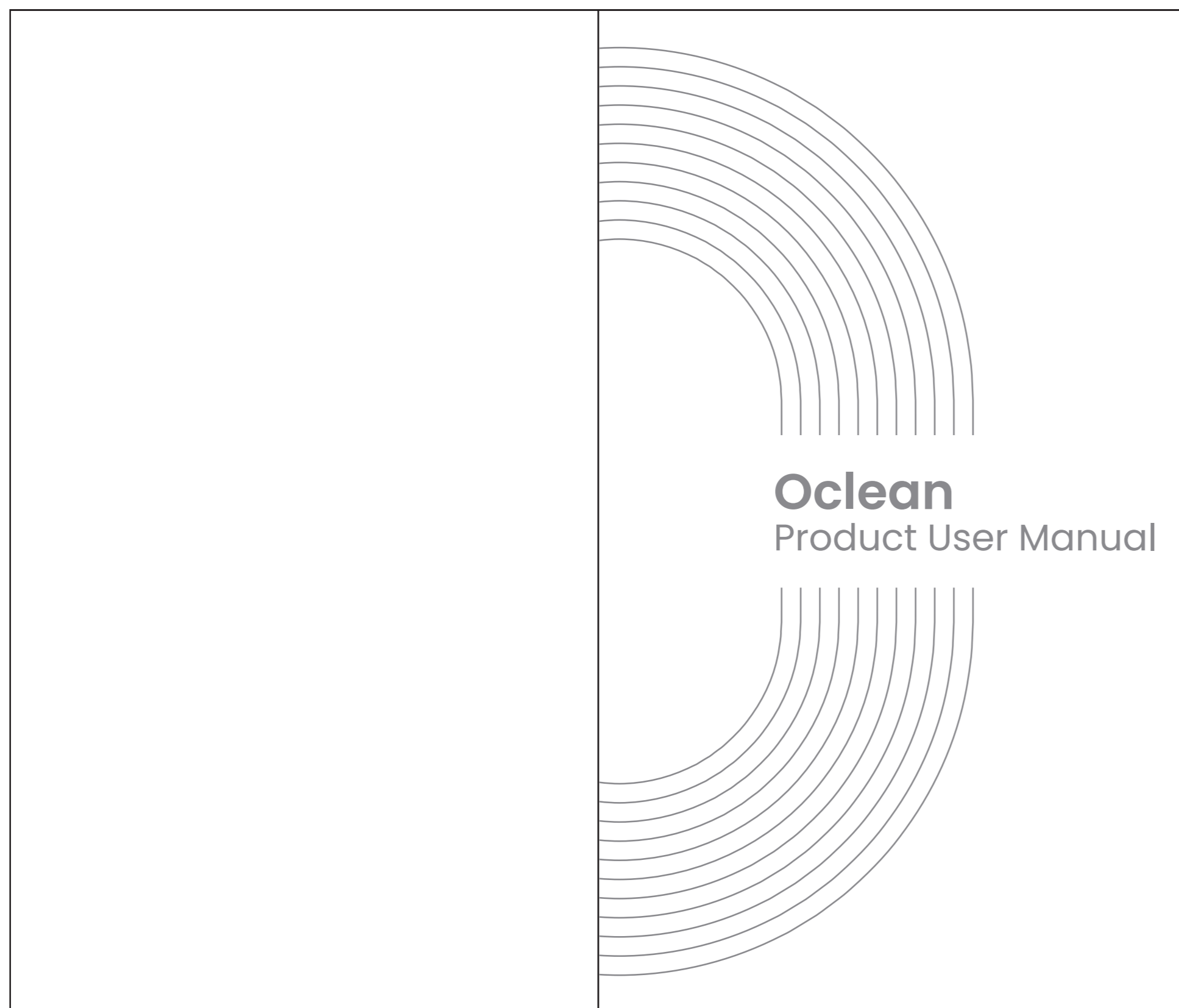
Y10001848-Y3L说明书(31国)海外-V1(20230726)

技术要求:

- 1.成型尺寸:128*215mm, 胶合成型;
- 2.材质:60g书纸, 封面材质:100g书纸;
- 3.双面印刷 PANTONECoolGray 8C 色彩准确, 无套印不准等现象;
- 4.裁切整齐无毛边;
- 5.其他要求:产品需满足REACH法规及最新RoHS指令要求。
产品需满足欧可林《包装材料来料检验通用标准》。

6.公差:±1mm

7.标注单位mm



(尾页+首页)=封面4P
尾页+首页背面为空白页

目录

目录页背面为空白页

English	1
Français	5
Español	7
Deutsch	9
Português	11
Italiano	13
Русский	15
Polski	17
Lietuvių	19
čeština	21
українська	23
magyar	25
Ελληνικά	27
Svenska	29
Suomi	31
Norsk	33
Dansk	35
Nederlands	37
Srpski	39
Română	41
Slovenský	43
Slovenščina	45
Hrvatski	47
Български	49
Türkçe	51
繁体中文	53
日本語	55
한국어	57
Latvian	59
Estonian	61
עברית	63

Oclean Smart Sonic Electric Toothbrush User Manual

Important Safety Tips

This product is recommended for use by persons over 12 years of age. The product can only be used with Oclean replacement heads...

Brush head When replacing the brush head, please pull out or insert it vertically, and do not rotate left or right

It is recommended by dentists to change the brush head every two to three months.

Attention should be paid for those with the following conditions of oral sensitivities

Those who have recently undergone periodontal surgery or are undergoing treatments.

Individuals with other symptoms in the mouth including those with unstable dentures or have persistent heavy bleeding from the gums.

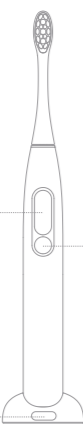
Other individuals with sensitive and fragile oral issues. This product is not recommended for use with the above group or consult a professional dentist before use.

This product is not suitable for people with disabilities, mental illness or lack of relevant experience and knowledge [including children (0-12 years old)]. Unless used under the supervision of their guardians.



Download the APP via Scanning the QR code

Touch screen Please touch the screen edge with your finger pulp for swiping.



For better cleaning performance, the motor has been calibrated its swing degree. Please do not use without brush head as the motor spin, which could cause excessive noise and eventually affect life span of the motor.

ON/OFF button Once the toothbrush turns on, a short press on the On/Off button when the toothbrush is running will pause the operation...

Dedicated 2-in-1 Holder The holder combines wall mount and charging base into one.

Instructions

First Power-on Use for the first time: Tap the On/Off button to turn on the toothbrush and enable Bluetooth. The toothbrush will then remain in standby mode...

Please keep the phone and toothbrush within 10 meters when search and connect, if there are obstacles between the subjects, the distance of connection will be impacted.

Installing App: After download the Oclean Care + App, please search and connect your toothbrush in the App; Note: Attempt to connect the toothbrush in "System Settings - Bluetooth Settings" in your phone will not work.

Function settings: Scan the QR code to complete the App installation, which will allow you to set various functions for your toothbrush, such as turning on/off the "change brushing area alert" function and etc.

Check the Brushing Records in the App The toothbrush must be paired with and connect to the App in order to receive the brushing data from the brushings. As the toothbrush comes with limited memory size for data storage and stores the brushing data for not more than 7 days, please sync the brushing data with the App within 7 days.

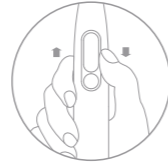
Brushing plan: Without any settings, the toothbrush will run in the "Exclusive Mode" by default, where strong alert will be given when the toothbrush runs for 2 minutes and 3 minutes and will automatically stop running after 4 minutes of operation.

Charging the toothbrush: Dry the toothbrush bottom before charging, and then insert the USB charging cable into the charging port on the base. After that, you can determine the battery level with the battery percentage shown on the Oclean electric toothbrush display.

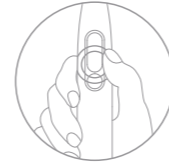
Tooth brushing report After the brushing is done, the product display will show your brushing time, brushing scores, tips for additional brushing, encouraging medal interface and integrated data report for the brushing you have just completed.

Brushing Mode Setup Users can select the brushing mode by swiping the display up and down or on the edge on the main interface. After syncing toothbrush data with the phone, users have an option to actively subject the toothbrush to the adaptive brushing plan.

Sunrise Soothing: a 2 minute and 30 second duration, with gentle cleaning setting, optimized for a comfortable cleaning experience. Sunset Clearout: a 3 minute mode with high cleaning efficiency, optimized for effective plaque removal, suitable for a thoroughly deep clean at night.



Swipe the screen up and down



Press ON/OFF button to confirm the settings

Charging Guideline

Low Battery Alert When the battery percentage is below 20%, an alert will pop up on the display of your toothbrush from time to time to indicate that the battery is running low...

Take the charging base from wall-mounted 2-in-1 holder, and connect to the charging cable. Put the toothbrush bottom on the charger to ensure that the toothbrush is upright and clamped in the charging base.

Important Charging Alert As the electric toothbrush is provided with the fast charging mechanism, it is recommended to connect and charge the toothbrush when required.

Recommended Tooth Brushing Method



Move the toothbrush slowly at 45° angle between the bristles and a gum line. There is no need to manually brush up and down during this process.



Hold the toothbrush handle gently, move slowly in a circular motion, and please do not apply excessive pressure.



Please gargle with clean water after brushing.

Specifications

Table with 2 columns: Specification Name and Value. Includes Product Name, Model, IP Rating, Power, Charger, Input, Battery Life, Battery Capacity, Charging Time, Standard, and Bluetooth.

* Using default mode, it is calculated at 2 minutes/time, 2 times/day working condition.

Warning icon and 4 safety instructions: 1. Do NOT disassemble, strike, extrude or throw the device into a fire. 2. Do NOT use the toothbrush if its battery is bulging or has expanded. 3. Do NOT place in a high-temperature environment. 4. Do NOT use the device if its battery has been subjected to immersion in water.

FCC Statement

This device complies with part 15 of the FCC Rules. Operation is subject to the following two conditions: (1) this device may not cause harmful interference, and (2) this device must accept any interference received, including interference that may cause undesired operation.

NOTE: This equipment has been tested and found to comply with the limits for a Class B digital device, pursuant to Part 15 of the FCC Rules. These limits are designed to provide reasonable protection against harmful interference in a residential installation.

FCC ID: 2AN5D-Y2076

IC Caution

This device contains licence-exempt transmitter(s)/receiver(s) that comply with Innovation, Science and Economic Development Canada's licence-exempt RSS(s). Operation is subject to the following two conditions:

(1) This device may not cause interference. (2) This device must accept any interference, including interference that may cause undesired operation of the device.

Cet appareil contient des émetteurs / récepteurs exempts de licence conformes aux RSS (RSS) d'Innovation, Sciences et Développement économique Canada. Le fonctionnement est soumis aux deux conditions suivantes :

IC: 24982-Y2076

CAN ICES-003(B)/NMB-003(B)

The device has been evaluated to meet general RF exposure requirement

- 1.This appliance is not intended for use by persons (including children) with reduced physical, sensory or mental capabilities, or lack of experience and knowledge, unless they have been given supervision or instruction concerning use of the appliance by a person responsible for their safety.

Table with EU and REP logos, EU Authorized Representative info (Mbrush UAB, Algirdas Tevelis), and European Address info (Kaunas, Lithuania).

Facebook Page

Made in China



www.facebook.com/ocleanglobal

Follow the Oclean Official Facebook Page

Download App



FDA Registration Number: 3014246581 CMIIT ID:2022DP14083



Warranty Certificate of Oclean Sonic Electric Toothbrush

User Information

Name: _____ Contact number: _____ E-mail: _____ ZIP code: _____

Address: _____

Retailer Information

Retailer: _____ Contact number: _____ Address: _____

Sales Date: _____ ZIP code: _____ Invoice No.: _____

Product Information

Product Type: _____ Manufacturing Site: _____

Warranty Card of Oclean Smart Sonic Electric Toothbrush

Table with 5 columns: Delivery Date, Fault Description/Reason/Disposal, Equipment employed, Acceptance date, Serviceman. Includes empty rows for recording.

Please request a maintenance report from the maintenance center and keep it together with the warranty certificate.(See the page on the left.)

Shenzhen Yunding Information Technology Co., Ltd., in strict accordance with the Responsibility Regulations on Maintenance, Replacement and Sales Return of Household Appliances, offers a guarantee for consumers who purchase the Oclean Smart Sonic Electric Toothbrush.

Manufacturer: Shenzhen Yunding Information Technology Co., Ltd. Manufacturer's address: 28G, Building 3, Dachong Business Center (phase III), No.18 Dachong 1st Road, Dachong Community, Yuehai Street, Nanshan District, Shenzhen, Guangdong, China.

Table showing toxic and harmful substance levels for PCBA, Plastic parts, and Metal hardware. Columns include Pb, Hg, Cd, Cr6+, PBBs, PBDEs, 4 Phthalates, Environment Protection.

Table showing toxic and harmful substance levels for Vibrating motor, Accessories, and Battery. Columns include Pb, Hg, Cd, Cr6+, PBBs, PBDEs, 4 Phthalates, Environment Protection.

Remarks

- This indicates that the content of toxic and hazardous substances in all homogeneous materials of this component is less than the limited quantity as specified in RoHS 2.0 Directive: 2011/65/EU & (EU) 2015/863.
× This indicates that the content of toxic and hazardous substances in at least one of the homogeneous materials of this component is more than the limited quantity as specified in RoHS 2.0 Directive: 2011/65/EU & (EU) 2015/863.

